



Enjoy **FREE** service fees to all destinations!



Transfer money anytime, anywhere



Track and monitor your transaction status and history online



No queuing required



Competitive exchange rates

M1 Customer Service Centres

IMM Branch

2 Jurong East Street 21
#01-20 IMM Building
Singapore 609601
11am - 9pm (Daily)

Paragon Branch

290 Orchard Road
#B1-28/29 Paragon
Singapore 238859
11am - 9pm (Daily)

For more information, please visit m1remit.com.sg



M1 Remit

The convenient way to securely transfer money overseas.

Bangladesh • Philippines • Indonesia
India • Myanmar • Malaysia • Sri Lanka
Pakistan • Vietnam • Thailand



Terms and Conditions apply.

M1REMIT/03/2017

Brought to you by M1 and KLIQ Pte. Ltd, a licensed remittance service provider in Singapore and a subsidiary of M1 Ltd.

Step 1: Register Your Account

Download the **M1 Remit App**  now to get started, or register online at www.m1remit.com.sg



1

- Enter personal details
- SMS confirmation code will be sent to your M1 mobile number

2

- Enter login information
- Confirmation email will be sent to your registered email account

3

- Click on the link in your email to continue

4

- Complete your personal details

Step 2: Activate

After registering your account, visit our M1 Customer Service Centres IMM or Paragon with your Original Documents for verification.


Original Documents

- Singaporeans & PR: NRIC
- Foreigners: Valid FIN (Employment Pass, Training Employment Pass, Student Pass, Dependent Pass and Long Term Visit pass)

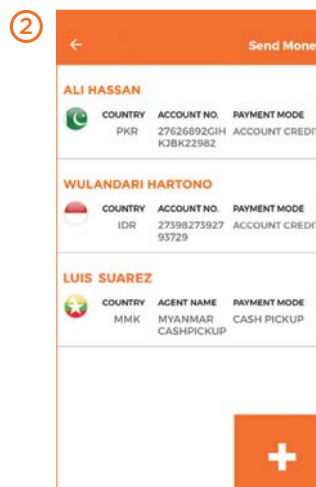
Your account will be activated upon successful verification.

Step 3: Send Money

After activating your account, you are now ready to remit money.



- Select "Send Money" to start remitting



- To add a new recipient, click on "+"
- Select an existing recipient to send money

3

- Enter amount to send to your recipient


4

- Review and confirm your booking

5

- Your booking transaction is created
- You can now track and monitor your transaction status

- 6 Visit any **AXS** station to make payment

- On the screen, select "Services"
- Then select 
- Next, to key in Order No. ORDER NO
1700024832

- Press "Continue" to confirm the details and to proceed with payment

Alternatively, you can also do over-the-counter payment at M1 Shop IMM or Paragon